



230 avenue de Colmar

F-67100 Strasbourg

Phone: +33 (0) 970 444 607

info@syncevolution.com

www.syncevolution.com

The eDocSync Suite

- eDocSync has been conceived with one and only thing in mind: the security and privacy of your documents. Choosing eDocSync is choosing **Security**.
- Composed by 5 components:
 - **eDocSync PC Client**: regular instance
 - **eDocSync Server**: Personal Online Document Server with the same functionalities as the PC Client.
 - **eDocSync Web**: consult your shared documents via a navigator web.
 - **eDocSync IOS**: consult your shared documents directly on your iphone.
 - **Enterprise Private Meeting Point**: gateway solution providing a private eDocSync network for each company for the optimal level of security.

The eDocSync Security Guarantee

- Everything is saved on-site - in your network, on your server, on your PC.
- eDocSync NEVER EVER stores or saves documents from your company on a third Server or Provider.
- You are in control! Unlike other document sharing software, eDocSync saves files within your internal server or computer.
- Benefit from AES encryption (256 bits) for transmission and exchange of all your documents and data. Plus, communication between peers uses public / private key (RSA 1024 bits).
- All the documents stored within eDocSync and thus on your harddisk are fully encrypted so even if the PC is stolen or hacked, your documents are still safe.

eDocSync PC Client

- Your in-house private file sharing and secure file syncing tool. Whatever your business, whatever type of files you work with - eDocSync is the really easy, flexible and secure way to share files.

The screenshot displays the eDocSync PC Client interface. The window title is 'eDocSync'. The menu bar includes 'Workspaces', 'Folders', 'Contacts', 'Documents', 'Options', and 'Help'. The main toolbar contains icons for 'Create a workspace', 'Create a folder', 'Add a document', 'Add a member', 'Monitor the transfers in progress', and 'Monitor the connections'. The current workspace is 'Documentation/'. A search bar on the right says 'Find a document'. The left sidebar shows a 'Filter' section with 'Documentation' and 'Presentation' folders. The main area is divided into 'Folders and Files' and 'Properties/Members/Rights'.

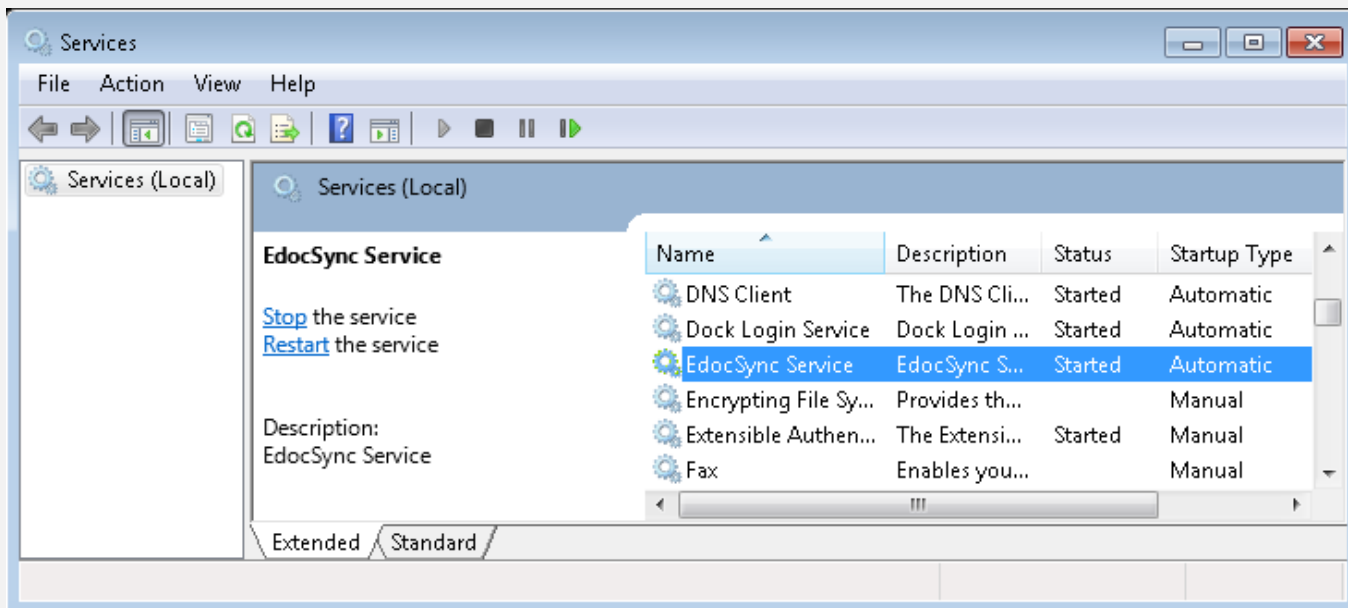
Status	Name	Version	Size	Date modified
	Graphics			09/04/2014
	Enterprise_Private_Meeting_Point.pptx	5	207 KB	08/21/2014
	eDocSync_Suite.pdf	1	568 KB	08/02/2013

Name	Description	Email
server-demo		support@syncevolut
syb_demo	eDocSync Profile for demo	sberl@syncevolution
Tom		support@syncevolut
Sam		support@syncevolut

At the bottom of the interface, there are buttons for '+ Create a workspace', '+ Add a document', '+ Create a folder', '+ Add a member', and '+ Remove a member'.

eDocSync Server

- Runs as a service, not tied to a user's session; set it and forget it. The only constraint for your users is to add eDocSync server as a member of each of the workspace.
- Runs 24/7/365: All files are kept up-to-date, always, saved on your machines.
- Install eDocSync Server using an SQL Server or an embedded SQL CE data base



eDocSync Web

- Not your PC at hand! Not a problem, check your documents using the navigator of your choice.

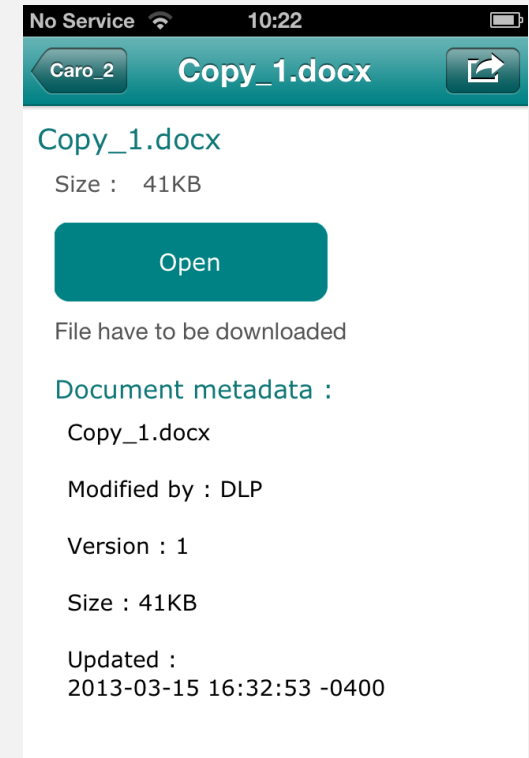

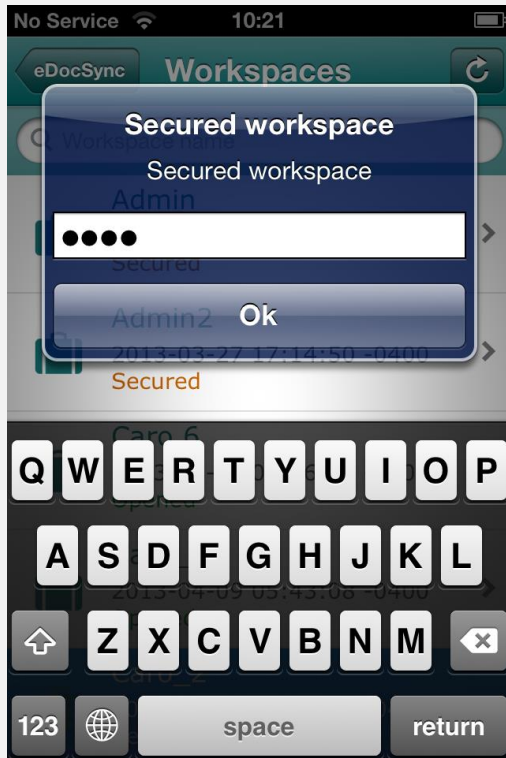
The screenshot displays the eDocSync Web interface. At the top, there is a teal header with the eDocSync logo on the left and user information 'syb_demo' with a 'Log out' button and a language dropdown set to 'English' on the right. Below the header is a navigation bar with 'Workspaces', 'Users', and 'About' links. The main content area is titled 'DOCUMENTATION' and contains three buttons: 'BACK', 'CREATE A FOLDER', and 'REFRESH'. Below these buttons, there is a 'Show 10 entries' dropdown and a search input field. A table lists three items:

Name	Version	Last update	Modified by	Size
<input type="checkbox"/> eDocSync_Suite.pdf	1	8/2/2013 11:36:14 AM	syb_demo	568 KB
<input type="checkbox"/> Enterprise_Private_Meeting_Point.pptx	5	8/21/2014 5:07:48 PM	server-demo	207 KB
<input type="checkbox"/> Graphics		9/23/2014 4:48:00 PM	syb_demo	

Below the table, it says 'Showing 1 to 3 of 3 entries' and includes 'Previous' and 'Next' navigation buttons. At the bottom, there is an 'ADD A DOCUMENT' button and a dashed box with the text 'Drop your document here!'.

eDocSync IOS

- With the IOS application you can even check your shared document via your iphone.
- Again the security of your documents is the priority so everything is encrypted and password protected.



The Enterprise Private Meeting Point

- Monitor information exchanges through industry-standard firewalls and DMZ architectures.
- Add more security by controlling your own Meeting Point. Once installed with our help, the Meeting Point is fully managed by your company.

Configuration
Contacts
Errors report


Configuration Logout





The Meeting Point allow to administrate two elements essential to the functioning of EdocSync:
-the relays. The role of a relay is to enable EdocSync contacts not connected directly (via LAN or Internet) to communicate.
-and the EdocSync contacts.

Parameters Password Email Activation information for the users

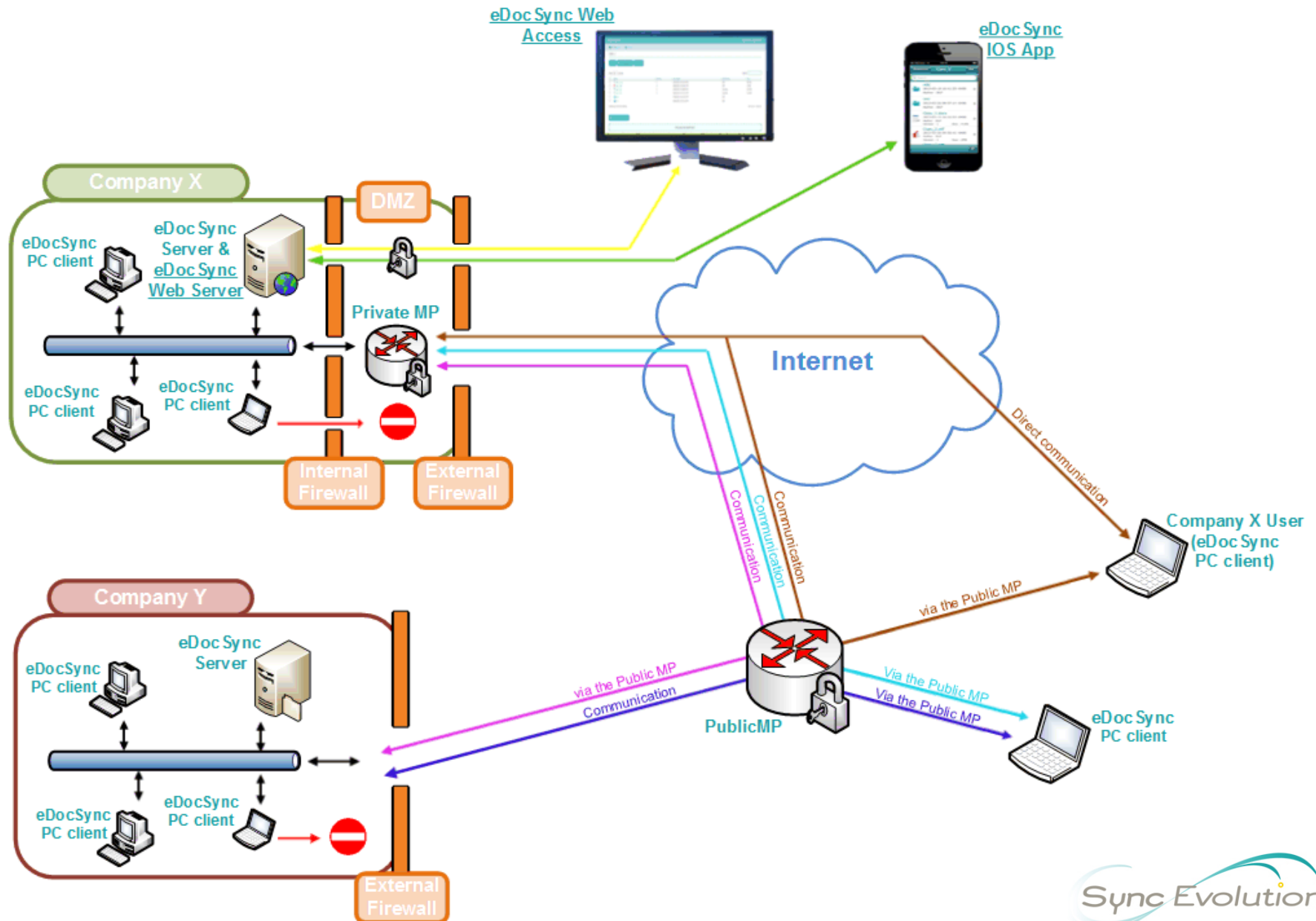
Speed by default via the Meeting Point

Description

 Add a Relay

			Enabled	Description	IP Address	Port	State	Priority	
		Delete	Edit	<input checked="" type="checkbox"/>	Meeting P SYB Test	87.98.133.160	4000	Stopped	2
		Delete	Edit	<input checked="" type="checkbox"/>	Meeting Point syb	87.98.133.160	4454	Started	1

eDocSync network architecture





THANKS FOR YOUR INTEREST